























	310-4 125 HTC	1/8" Roughing End Mill 4 Flute Fine Pitch 30° AlTiN DIA=1/8" FL=3/8" OAL=1-1/2" SHK=1/8"	\$11.72	
	310-4 187 HTC	3/16" Roughing End Mill 4 Flute Fine Pitch 30° AlTiN DIA=3/16" FL=5/8" OAL=2" SHK=3/16"	\$13.73	
	310-4 250 HTC	1/4" Roughing End Mill 4 Flute Fine Pitch 30° AlTiN DIA=1/4" FL=3/4" OAL=2-1/2" SHK=1/4"	\$21.53	
	310-4 253 HTC	1/4" Long Roughing End Mill 4 Flute Fine Pitch 30° AlTiN DIA=1/4" FL=1-1/8" OAL=3" SHK=1/4"	\$34.59	
	310-4 254 HTC	1/4" Extra Long Roughing End Mill 4 Flute Fine Pitch 30° AlTiN DIA=1/4" FL=1-1/2" OAL=4" SHK=1/4"	\$38.09	
	310-4 312 HTC	5/16" Roughing End Mill 4 Flute Fine Pitch 30° AlTiN DIA=5/16" FL=3/4" OAL=2-1/2" SHK=5/16"	\$24.84	
	310-4 313 HTC	5/16" Long Roughing End Mill 4 Flute Fine Pitch 30° AlTiN DIA=5/16" FL=1-1/4" OAL=3" SHK=5/16"	\$32.99	
	310-4 314 HTC	5/16" Extra Long Roughing End Mill 4 Flute Fine Pitch 30° AlTiN DIA=5/16" FL=1-5/8" OAL=4" SHK=5/16"	\$49.68	
	310-4 375 HTC	3/8" Roughing End Mill 4 Flute Fine Pitch 30° AlTiN DIA=3/8" FL=1" OAL=2-1/2" SHK=3/8"	\$33.12	
	310-4 373 HTC	3/8" Long Roughing End Mill 4 Flute Fine Pitch 30° AlTiN DIA=3/8" FL=1-1/4" OAL=3" SHK=3/8"	\$52.16	
	310-4 374 HTC	3/8" Extra Long Roughing End Mill 4 Flute Fine Pitch 30° AlTiN DIA=3/8" FL=1-3/4" OAL=4" SHK=3/8"	\$64.05	
	310-4 437	7/16" Roughing End Mill 4 Flute Fine Pitch 30° AlTiN	\$36.43	

	HTC	DIA=7/16" FL=1" OAL=3" SHK=7/16"		
	310-4 434 HTC	7/16" Long Roughing End Mill 4 Flute Fine Pitch 30° AlTiN DIA=7/16" FL=2" OAL=4" SHK=7/16"	\$76.18	
	310-4 500 HTC	1/2" Roughing End Mill 4 Flute Fine Pitch 30° AlTiN DIA=1/2" FL=1-1/4" OAL=3" SHK=1/2"	\$43.06	
	310-4 504 HTC	1/2" Long Roughing End Mill 4 Flute Fine Pitch 30° AlTiN DIA=1/2" FL=2" OAL=4" SHK=1/2"	\$77.83	
	310-4 506 HTC	1/2" Extra Long Roughing End Mill 4 Flute Fine Pitch 30° AlTiN DIA=1/2" FL=3" OAL=6" SHK=1/2"	\$102.67	
	310-4 625 HTC	5/8" Roughing End Mill 4 Flute Fine Pitch 30° AlTiN DIA=5/8" FL=1-1/4" OAL=3-1/2" SHK=5/8"	\$85.28	
	310-4 655 HTC	5/8" Long Roughing End Mill 4 Flute Fine Pitch 30° AlTiN DIA=5/8" FL=2-1/4" OAL=5" SHK=5/8"	\$155.66	
	310-4 626 HTC	5/8" Extra Long Roughing End Mill 4 Flute Fine Pitch 30° AlTiN DIA=5/8" FL=3" OAL=6" SHK=5/8"	\$208.66	
	310-4 750 HTC	3/4" Roughing End Mill 4 Flute Fine Pitch 30° AlTiN DIA=3/4" FL=1-1/2" OAL=4" SHK=3/4"	\$108.96	
	310-4 755 HTC	3/4" Long Roughing End Mill 4 Flute Fine Pitch 30° AlTiN DIA=3/4" FL=2-1/4" OAL=5" SHK=3/4"	\$205.34	
	310-4 756 HTC	3/4" Extra Long Roughing End Mill 4 Flute Fine Pitch 30° AlTiN DIA=3/4" FL=3" OAL=6" SHK=3/4"	\$258.34	
	310-4 100 HTC	1" Roughing End Mill 4 Flute Fine Pitch 30° AlTiN DIA=1" FL=1-1/2" OAL=4" SHK=1"	\$141.17	

	310-4 105 HTC	1" Long Roughing End Mill 4 Flute Fine Pitch 30° AlTiN DIA=1" FL=2-1/4" OAL=5" SHK=1"	\$270.76	
	310-4 106 HTC	1" Extra Long Roughing End Mill 4 Flute Fine Pitch 30° AlTiN DIA=1" FL=3" OAL=6" SHK=1"	\$354.38	