























| | | | | |
|---|---------------------|---|-----------------|--|
|  | 99691 HTC | 3/16" Long Reach End Mill Square End 2 Flute Helix 35° AlTiN DIA=3/16" FL=3/8" OAL=3" SHK=3/16" NL=1-5/8" | \$42.97 | |
|  | 99692 HTC | 1/4" Long Reach End Mill Square End 2 Flute Helix 35° AlTiN DIA=1/4" FL=3/8" OAL=4" SHK=1/4" NL=2-1/8" | \$50.99 | |
|  | 99693 HTC | 5/16" Long Reach End Mill Square End 2 Flute Helix 35° AlTiN DIA=5/16" FL=7/16" OAL=4" SHK=5/16" NL=2-1/8" | \$56.82 | |
|  | 99694 HTC | 3/8" Long Reach End Mill Square End 2 Flute Helix 35° AlTiN DIA=3/8" FL=1/2" OAL=4" SHK=3/8" NL=2-1/8" | \$61.04 | |
|  | 99695 HTC | 1/2" Long Reach End Mill Square End 2 Flute Helix 35° AlTiN DIA=1/2" FL=5/8" OAL=4" SHK=1/2" NL=2-1/8" | \$75.85 | |
|  | 99687 HTC | 1/2" Long Reach End Mill Square End 2 Flute Helix 35° AlTiN DIA=1/2" FL=5/8" OAL=6" SHK=1/2" NL=3-3/8" | \$88.72 | |
|  | 99688 HTC | 5/8" Long Reach End Mill Square End 2 Flute Helix 35° AlTiN DIA=5/8" FL=3/4" OAL=6" SHK=5/8" NL=3-3/8" | \$140.51 | |
|  | 99696 HTC | 5/8" Long Reach End Mill Square End 2 Flute Helix 35° AlTiN DIA=5/8" FL=3/4" OAL=6" SHK=5/8" NL=2-3/8" | \$133.28 | |
|  | 99689 HTC | 3/4" Long Reach End Mill Square End 2 Flute Helix 35° AlTiN DIA=3/4" FL=1" OAL=6" SHK=3/4" NL=2-1/2" | \$183.20 | |
|  | 99697 HTC | 3/4" Long Reach End Mill Square End 2 Flute Helix 35° AlTiN DIA=3/4" FL=1" OAL=6" SHK=3/4" NL=3-3/8" | \$173.58 | |
|  | 99698 HTC | 1" Long Reach End Mill Square End 2 Flute Helix 35° AlTiN DIA=1" FL=1-1/4" OAL=6" SHK=1" NL=3-3/8" | \$262.43 | |

| | | | | |
|---|---------------------|---|-----------------|--|
|  | 99690 HTC | 1" Long Reach End Mill Square End 2 Flute Helix 35° AlTiN DIA=1" FL=1-1/4" OAL=7" SHK=1" NL=4-3/8" | \$299.81 | |
|---|---------------------|---|-----------------|--|

| | | | | |
|---|---------------------|---|-----------------|--|
|  | 99699 HTC | 3/16" Long Reach Ball End Mill 2 Flute 40° for Molds AlTiN DIA=3/16" FL=3/8" OAL=3" SHK=3/16" NL=1-5/8" | \$46.21 | |
|  | 99700 HTC | 1/4" Long Reach Ball End Mill 2 Flute 40° for Molds AlTiN DIA=1/4" FL=3/8" OAL=4" SHK=1/4" NL=2-1/8" | \$54.60 | |
|  | 99701 HTC | 5/16" Long Reach Ball End Mill 2 Flute 40° for Molds AlTiN DIA=5/16" FL=7/16" OAL=4" SHK=5/16" NL=2-1/8" | \$60.43 | |
|  | 99702 HTC | 3/8" Long Reach Ball End Mill 2 Flute 40° for Molds AlTiN DIA=3/8" FL=1/2" OAL=4" SHK=3/8" NL=2-1/8" | \$66.45 | |
|  | 99703 HTC | 1/2" Long Reach Ball End Mill 2 Flute 40° for Molds AlTiN DIA=1/2" FL=5/8" OAL=4" SHK=1/2" NL=2-1/8" | \$84.29 | |
|  | 99707 HTC | 1/2" Long Reach Ball End Mill 2 Flute 40° for Molds AlTiN DIA=1/2" FL=5/8" OAL=6" SHK=1/2" NL=3-3/8" | \$97.26 | |
|  | 99708 HTC | 5/8" Long Reach Ball End Mill 2 Flute 40° for Molds AlTiN DIA=5/8" FL=3/4" OAL=6" SHK=5/8" NL=2-3/8" | \$156.15 | |
|  | 99704 HTC | 5/8" Long Reach Ball End Mill 2 Flute 40° for Molds AlTiN DIA=5/8" FL=3/4" OAL=6" SHK=5/8" NL=3-3/8" | \$148.92 | |
|  | 99709 HTC | 3/4" Long Reach Ball End Mill 2 Flute 40° for Molds AlTiN DIA=3/4" FL=1" OAL=6" SHK=3/4" NL=3-3/8" | \$206.03 | |
|  | 99705 HTC | 3/4" Long Reach Ball End Mill 2 Flute 40° for Molds AlTiN DIA=3/4" FL=1" OAL=6" SHK=3/4" NL=2-1/2" | \$196.42 | |

| | | | | |
|---|---------------------|--|-----------------|--|
|  | 99706 HTC | 1" Long Reach Ball End Mill 2 Flute 40° for Molds AlTiN DIA=1" FL=1-1/4" OAL=6" SHK=1" NL=3-3/8" | \$298.49 | |
|  | 99710 HTC | 1" Long Reach Ball End Mill 2 Flute 40° for Molds AlTiN DIA=1" FL=1-1/4" OAL=7" SHK=1" NL=4-3/8" | \$335.89 | |

Note: Long Reach Endmill for Mold Machining are also available uncoated and in 4 Flute..
Please Email me @ sales@midwestsupplyusa.com for availability or to place order